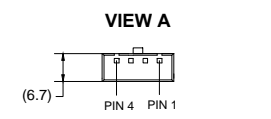
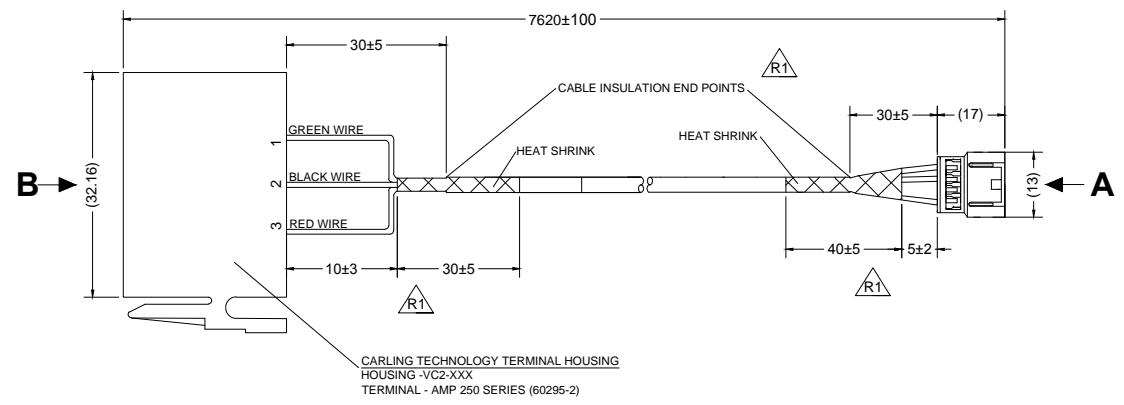
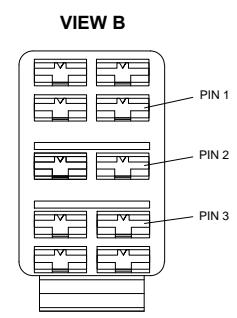


Revision Notes:
 R1 - CABLE DIAMETER, WIRE GAUGE, NOTES & HEATSHRINK LOCATION ALTERED AS PER CR-A449
 APA: Y.J.LEE 20/07/16 Drawn:D.RICHARDSON Checked:R.PENTLEY Approved:B.CHILDS Date: 27/06/16



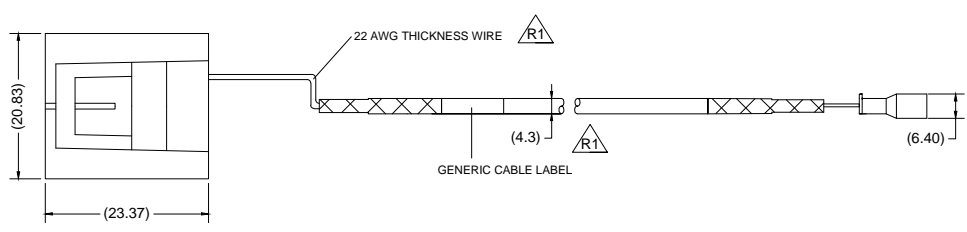
4 PIN MALE MATING FACE

PIN #	WIRE COLOUR	DESCRIPTION
1	RED	KEY POWER
2	GREEN	KEY MODE
3	N/A	N/A
4	BLACK	GROUND



10 TERMINAL CONNECTOR HOUSING

PIN #	WIRE COLOUR	DESCRIPTION
1	GREEN	KEY MODE
2	BLACK	GROUND
3	RED	KEY POWER
4	N/A	N/A
5	N/A	N/A
6	N/A	N/A
7	N/A	N/A
8	N/A	N/A
9	N/A	N/A
10	N/A	N/A



- NOTES
- FOR GENERIC CABLE LABEL REFER TO LATEST REVISION OF DRAWING BE-002644-XX-13
 - INTERNAL CABLE SHOULD BE ONE CONTINUOUS LENGTH BETWEEN CONNECTORS.
 - TO BE PROVIDED IN A 200mm x 300mm TRANSPARENT PRESS SEAL BAG.
 - GENERIC CABLE LABEL IS FREE TO MOVE ALONG CABLE.
 - CONNECTOR HOUSING MATERIAL: POLYESTER
 - WHEN SUPPLIED AS A SPARE PART, TO BE SUPPLIED IN A TRANSPARENT 200mm x 300mm PRESS SEAL BAG
 - WHEN SUPPLIED AS A SPARE PART, FOR GIFTBOX LABEL REFER TO LATEST REVISION OF DRAWING BE-002640-XX-13

PROPRIETARY NOTICE
 THIS DESIGN AND TECHNICAL INFORMATION APPEARING ON THIS DRAWING IS THE PROPERTY OF BRIGADE ELECTRONICS, AND IS DISCLOSED IN CONFIDENCE. IT IS NOT TO BE COPIED, REPRODUCED, REVEALED TO OR EXPROPRIATED BY OTHERS, EITHER IN WHOLE OR IN PART WITHOUT THE EXPRESS WRITTEN CONSENT OF BRIGADE ELECTRONICS.

Assembly Pl Approval Y.J.LEE (05/05/16)	Approved by B.CHILDS	Checked by R.BATES	Released 09/05/16	Drawn by D.RICHARDSON
Customer Approval LABDALLA 09/05/16	Angle of Projection Third Angle	Units mm	Scale N/A	Assembly Ref -
BRIGADE www.brigade-electronics.com		Status RELEASED	BN360-CP CBL	
		Part No 5098	BE-003359-01-16	